



COLD FLEXIBILITY
-10 °C

POLYVAP *Radonshield*

POLYVAP *Radonshield* is a plastomeric waterproofing membrane with excellent performance indicated for use beneath insulation materials.

	Guaranteed Quality UNI EN ISO 9001:2008 and UNI EN ISO 14001:2004		All year membranes
	Product in compliance with European Standards		Easily flamed non-stick polyethylene film
	Polyglass is a member of Green Building Council		
	Bituminous membrane polymeric matrix ageing control.		

PROFESSIONAL LINE

WATERPROOFING MATERIALS AND INSULATING SYSTEMS

POLYGLASS® / Q



Adds value!



TECHNICAL DESCRIPTION

POLYVAP Radonshield is a plastomeric waterproofing membrane formulated for special applications (such as vapour and/or radon gas barrier). The distilled bitumen-based compound modified with POLYPROPYLENE is reinforced with a 6/100 thickness aluminium strip bonded to reinforced glass fibre. The special type of compound ensures the membrane remarkable characteristics of low temperature flexibility. The sophisticated technology with which the membrane is made guarantees the product's quality.

DESTINATION

PRODUCT	SINGLE LAYER		MULTI-LAYER				ROOT BARRIER	VAPOUR BARRIER	FOUNDATIONS		UNDER ROOFING TILES
			F.L.		U.L.				R.D.	P.	
	E.	U.H.P.	E.	U.H.P.	E.	U.H.P.					
3 kg								•			
3 mm								•			

F.L.: Finishing Layer - U.L.: Underlying Layer - R.D.: Rising Damp - P.: Pitch - E.: Exposed - U.H.P.: Under Heavy Protection

POLYVAP Radonshield is indicated wherever high relative humidity values are present and is primarily applied beneath layers of insulation material in order to maintain their durability. As a **radon gas barrier**, **POLYVAP Radonshield** is applied to foundations or embankment walls.

APPLICATION: INSTRUCTIONS AND RECOMMENDATIONS

POLYVAP Radonshield can be provided with its upperside covered with a talc, sand, or a non woven polypropylene fabric. Its underside is protected and faced with **POLYFLAM EasyTorch** (reduced printed area increases product adhesion), the special non-stick polyethylene film to be flamed during laying. Support surfaces must be dry, clean, and sufficiently smooth and level. Application is made by light flaming with propane gas. Laying is quick and easy..



Talc



Sand




A non woven polypropylene fabric




POLYFLAM *EasyTorch*

STOCKING


Keep the products packed in the carton box in a dry place, away from direct sunlight. Do not place the pallets, one on top of another and the rolls must always be stocked in a vertical position. The contact with solvents and organic liquids may damage the product. Avoid application if the temperature is excessively low or high, avoid stamping (shoes with crampons, small objects or sharp edges). For further information contact Polyglass SpA Technical Office.



Keep out of direct sunlight.



Avoid stocking pallets without evenly distributing the load.



Keep the rolls standing.



Absolutely avoid puncturing the product.

TECHNICAL SPECIFICATIONS

TEST METHOD	TECHNICAL CHARACTERISTIC	UNIT OF MEASURE	NOMINAL VALUES	NOMINAL VALUES
EN 1848-1	LENGTH	m	10 (-1%)	
EN 1848-1	WIDTH	m	1 (-1%)	
EN 1848-1	STRAIGHTNESS	mm/10 m	Exceeds	
EN 1849-1	THICKNESS	mm	3 (-0,2)	
EN 1849-1	MASS PER UNIT AREA	kg/m ²	NPD	
EN 1928-B	WATERTIGHTNESS	kPa	Exceeds	
EN 13501-1	REACTION TO FIRE	Euroclass	F	
EN 12317	SHEAR RESISTANCE	N/50 mm	400/150 (-20%)	
EN 12311-1	TENSILE PROPERTIES			
	MAXIMUM LOAD AT BREAK			
	Longitudinal	N/50 mm	500 (-20%)	
	Transversal	N/50 mm	200 (-20%)	
	ELONGATION AT BREAK			
EN 12691-A	Longitudinal	%	30 (-15)	
	Transversal	%	30 (-15)	
EN 12691-A	RESISTANCE TO IMPACT	mm	≥600	
EN 12310-1	RESISTANCE TO TEARING			
	Longitudinal	N	100 (-30%)	
	Transversal	N	100 (-30%)	
EN 1109	COLD FLEXIBILITY	°C	≤-10	
EN 1928-B	WATERTIGHTNESS	kPa	≤±50%	
EN 1847	AGAINST CHEMICAL		Initial Value	
EN 1296	WATER VAPOUR TRANSMISSION		≤±50%	
EN 1931	AFTER THERMAL AGEING	μ	Initial Value	
EN 1931	WATER VAPOUR PROPERTIES	μ	1000000 (±30%)	
EN 1850-1	VISIBLE DEFECTS	-	Absent	

Thickness and weight parameters are indicative only for Italian market.
In compliance with EN 13970 product standards (vapour barriers).

DIMENSIONS – PACKAGING

PRODUCT	THICKNESS mm	WEIGHT kg/m ²	DIMENSIONS m
POLYVAP Radonshield	-	3	1x10
POLYVAP Radonshield	3	-	1x10

Considering the various situations of use, the numerous types of support surfaces and the possibilities for use inside COMPLEX WATERPROOF LAYERING, Polyglass SpA cannot assume any liability for damages derived from the product's results in terms of function or aesthetics.



FLAT ROOF WITH PEDESTRIAN ACCESS



FLAT ROOF WITH LIMITED ACCESS



PROFILED METAL DECKS



INDUSTRIAL SAWTOOTH ROOFS



CURVED ROOFS



PITCHED ROOFS



FOUNDATIONS



UNDERGROUND CAR PARK



RAISED CAR PARK



ROOF GARDENS



BRIGDES AND VIADUCTS



RESERVOIRS AND CANALS



GALLERY AND TUNNEL



RENEWAL WATERPROOFING CONVERING ONLY RELINING WITH INSULATING MATERIAL SPECIAL RE-ROOFING WORK




DETAILS



SPECIAL ROOFS

WATERPROOFING MEMBRANES

APPLICATION METHOD



- ① Treat the area to be waterproofed with bituminous primer (POLYPRIMER HP 45 Professional).
- ② Position the "Bordangolo" near the horizontal-vertical joint.
- ③ Completely strip away the product identification tape.
- ④ In the colder months, we recommend heating up the roll of membrane before applying it.
- ⑤ Position and apply the sheet by flaming its bottom surface.
- ⑥ Pull the sheet up to a certain height against vertical surfaces.
- ⑦ Apply the second sheet with adequate overlapping.
- ⑧ Lay the second layer by overlapping. Do not cross the sheets.
- ⑨ Roll the overlapping areas using the special pressing roller.
- ⑩ Example of internal corner.
- ⑪ Example of external corner.
- ⑫ Example of vent pipe.

POLYGLASS SPA reserves the right to make any and all modifications required for the ongoing perfection of the product without notice.



Adds value!

POLYGLASS SPA

Registered Office: Viale Jenner, 4 - 20159 MILANO

Head Office: Via dell'Artigianato, 34 - 31047 Ponte di Piave (TV) - Italy - Tel. +39 04227547 - Fax +39 0422854118

www.polyglass.com - info@polyglass.it